

# Mission Critical Process Moisture Analyzer MODEL ESS-SCVP



Class I Div 1 Grps A, B, C, D, T4  
and  
Class I Div 2 Grps A, B, C, D, T4



Manufactured with pride  
in the USA

Taking advantage of the uniquely strong and quasi-linear response characteristics of its HTF™ aluminum oxide moisture sensors, Cosa Xentaur has developed a cost effective solution for demanding and mission critical moisture monitoring applications.

The system has an integrated, fully automatic self-calibration procedure, in which the sensor is periodically exposed to a NIST certified calibration gas and re-calibrated. Thus, there can be a high (NIST traceable) confidence in the measurement. Sensors do not need to be returned to the factory for calibration.

This system has proven to produce consistently accurate monitoring results in natural gas and hydrocarbon processing applications, where conventional analyzers have failed.

## **Advantages:**

- High confidence in measurement
- Automatic Field-Calibration/Validation
- NIST Traceability
- Long Sensor Life
- Low Maintenance
- Low Installation Cost
- No Need for Factory Recalibrations
- Solar Power Option

## **Applications:**

- Natural Gas
- Hydrocarbon Processing
- Catalyst Protection
- Heat Treating
- Industrial Gases
- Dryer Control

## MISSION-CRITICAL MOISTURE APPLICATIONS

In many applications, where control of moisture concentration has mission-critical character, industry has struggled with finding a stable, reliable and cost-effective measurement solution. Conventional sensors drift, vary with temperature or fall asleep; even when measuring clean inert gases. When measuring in the presence of contaminants or corrosive constituents, most measurements have failed completely or sensor life is prohibitively short.

Consequently, moisture measurements are used in most cases to provide a general indication only, but not for actual process control and if used for alarming, large safety margins are applied. Thus, large potential savings that could result from true process optimization based on a reliable moisture measurement, had to be foregone.

HTF™ moisture sensors have proven already to provide stable and reliable measurements in many applications where other technologies have failed. Now, with the Moisture Analyzer Model ESS-SCVP, CosaXentaur is offering a tool for true process control with integrated traceable field calibration and validation capabilities.

## SENSOR CALIBRATION USING A TRACEABLE STANDARD

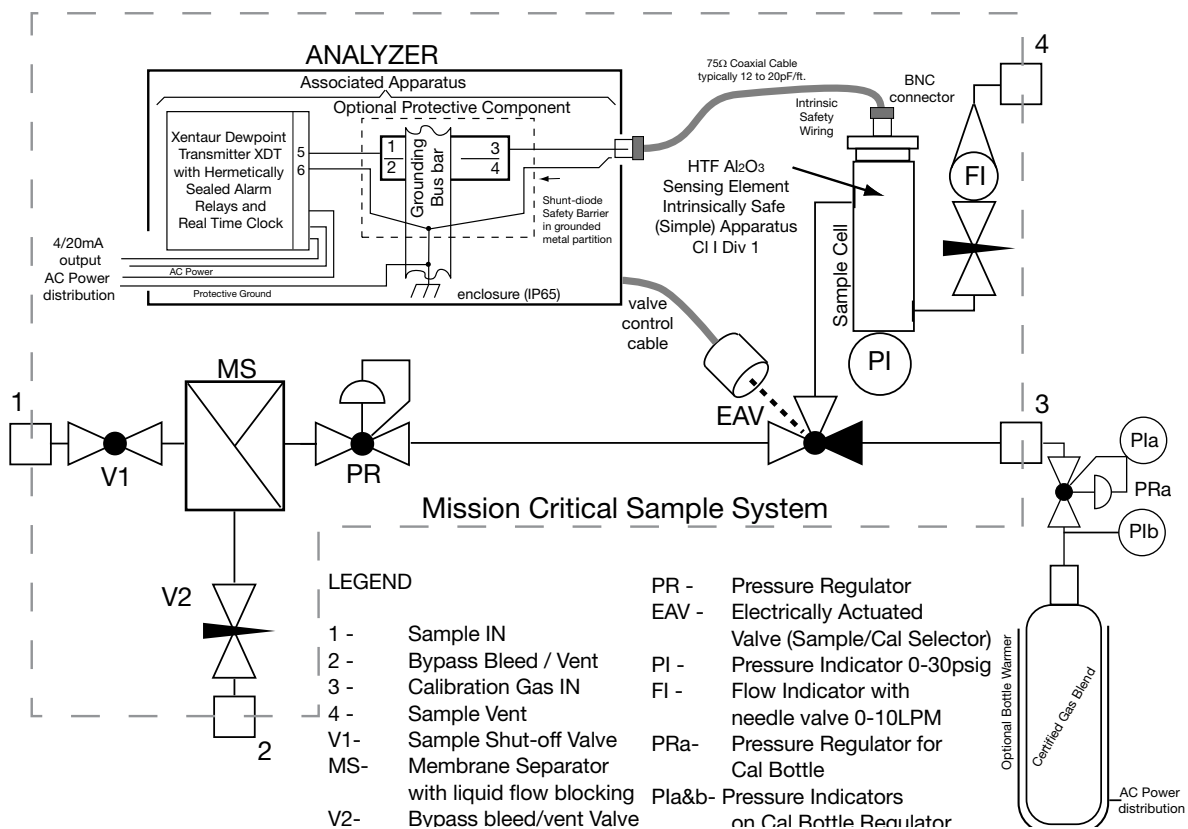
Borrowing from a calibration procedure that is standard to many other process measurement technologies, CosaXentaur has developed a self-calibrating moisture system that periodically exposes the sensor to a NIST cer-

tified calibrating gas and automatically adjusts for observed deviations.

To perform the calibration procedure, a valve is included in the sample system, such that under the instrument's control, the sensor can be switched from the process gas to a NIST traceable Nitrogen/Water blend bottle. The known water content of the bottle is pre-entered into the instrument's memory together with a time schedule of verification/recalibration. The unattended instrument follows the schedule and performs the pre-programmed task of recalibrating. Thus the measurement near the water content of the bottle is essentially with NIST traceable accuracy even if the contaminants in the process gas have caused the sensing element to drift. As the measurements get further and further from the calibration point, the accuracy diminishes slightly but, because of Xentaur's high capacitance sensor, the measurement can be easily kept within the specified tolerance of the instrument.

This method is particularly attractive for uses where there is an accepted alarm point, e.g. for Natural Gas - 7 pounds of water per million standard cubic feet (7 lbsH<sub>2</sub>O/mmscf) - the calibration bottle can be ordered to contain the corresponding 143 parts per million by volume (ppmV) of water. When an alarm is generated, one can have an extremely high confidence in the measurement near that point, and suspicions can quickly be settled with a verification/recalibration against the traceable bottled standard.

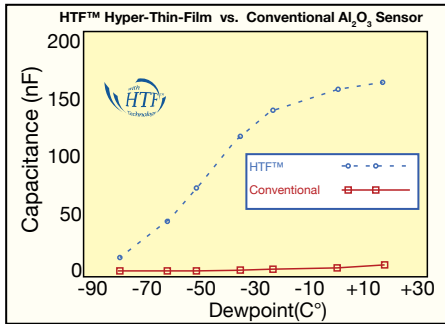
### PROCESS GAS ONLINE MOISTURE ANALYZER WITH INTEGRAL BOTTLED GAS CALIBRATION SYSTEM



## HTF™ TECHNOLOGY

The success of this approach in moisture measurement is centered on the high sensitivity HTF™ sensor, which has set new standards for moisture measurement. HTF™ sensors provide a very large and quasi-linear response to changes in moisture, which is an absolute requirement for adjusted moisture computations based on a single point calibration.

Additionally, HTF™ sensors can tolerate many contaminants commonly found in hydrocarbon processing and natural gas applications, such as H<sub>2</sub>S, HCl, glycol, mercaptans, mercury, etc., which cause other sensors to deteriorate quickly and fail. HTF™ sensors will provide many years of useful life, even in the presence of such contaminants.



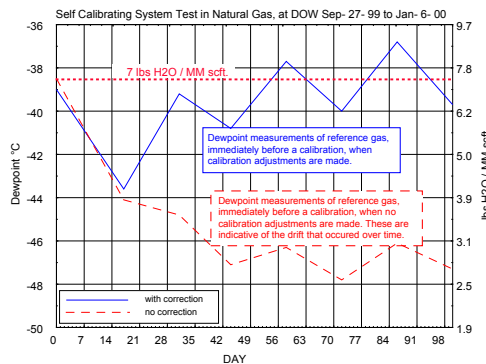
## CERTIFIED CALIBRATION GAS

The calibration gas is supplied in specifically lined high pressure size 152 aluminum cylinders, which will discharge a constant water concentration over the full life of the cylinder. Blending accuracy is ±10% and analytical accuracy is ±2%. The concentration is guaranteed for two years. One cylinder will typically provide over 30 calibrations and last for over one year, based on two-week calibration intervals.

## FIELD PROVEN IN CHALLENGING APPLICATIONS

Model ESS-SCVP is field proven in hundreds of installations world wide, performing in the most difficult and challenging applications.

The graph shows 90 days of dewpoint monitoring data with and without calibration adjustment in an applications where glycol carry-overs coat the sensor and have prevented conventional systems from performing. The ESS-SCVP



easily adjusts for the drift caused by the glycol and provides accurate measurements throughout the entire period.



## ESS-SCVP DIV 1

System with air actuated valve in fiberglass enclosure with window and sunshade. Certified for Class I Div 1 Grps ABCD, T4 hazardous areas.



## ESS-SCVP DIV 2

System with electrically actuated calibration valve in stainless steel enclosure, certified for Class I Div 2, Grps ABCD, T4 hazardous areas.



## ESS-MCVP DIV 2

System with manually actuated calibration valve for 19" rack mounting, certified for Class I Div 2 Grps ABCD, T4 hazardous areas.

## SPECIFICATIONS

Sensor type . . . . . High capacitance HTF™ Al<sub>2</sub>O<sub>3</sub>

Measurement Range:

with XTR-100 . . . . . -100°C(dp) to +20°C(dp) / 0.014 ppmv to 23700 ppmv / 0.0009 lbs to 1105 lbs.

with XTR-65 . . . . . -65°C(dp) to +20°C(dp) / 5.400 ppmv to 23700 ppmv / 0.2747 lbs to 1105 lbs

Capacitance . . . . . 15nf to 200nf

Accuracy . . . . . ±0.5°C(dp) at -100°C(dp); ±1°C(dp) at -20°C(dp) / ±10% of reading in ppmv, lbs H<sub>2</sub>O

Repeatability . . . . . ±0.3°C(dp) at -100°C(dp); ±0.6°C(dp) at -20°C(dp) / ±5% of reading in ppmv, lbs H<sub>2</sub>O

Response Time . . . . . For a step change from -40°C(dp) to -60°C(dp) / from 120 ppmv to 10 ppmv / from 4.6 lbs to 0.4 lbs:  
63% in 90 seconds, 90% in 450 seconds

Input Resolution . . . . . 0.1°C(dp)

Indicators . . . . . LCD with backlight, 3.5 digits and custom legends for units and mode, audio alert

Engineering units . . . . . °C(dp), °F(dp), ppmv, g H<sub>2</sub>O/m<sup>3</sup>, lbs H<sub>2</sub>O/mm scf

Controls . . . . . 4 push buttons, all settings stored in EPROM

Output options . . . . . 4-20 mA or 0-24mA outputs, linear to selected engineering units, programmable span and range, 0.1°C(dp)  
resolution; RS-232 or RS-485, baud rate 9600

Isolation . . . . . Sensor is isolated from the power supply, analog output and digital outputs

Alarm relays option: . . . . Two programmable alarm relays with programmable variable hysteresis, rated at 10A@240V Failure indication  
programmable to trigger alarm relays.

Power requirements: . . . . 100-250 VAC, 50 or 60 Hz, autoranging, 24 VDC optional

Electrical connections . . . . Screw terminal on DIN rail

Gas connections . . . . . 1/8" Swagelock, heat tracing entries optional

System enclosure . . . . . Polycarbonate or stainless steel, W-17.5" H-21.5", D-8", optional thermostatically controlled heater, cooler, sunshade

Materials . . . . . 316 or 316L stainless steel for all wetted parts

Transmitter enclosure:

Class I Div2 . . . . . Polycarbonate, NEMA 4/4X , W-4.7", H-6.3", D-3.5" (can be mounted remotely with sensor output for Class I Div 1)

Class I Div 1 . . . . . Explosion proof box

Temperature range

of electronics . . . . . 14°F to 122°F (-10°C to +50°C); temperature coefficient of electronics: negligible

of sensor . . . . . -22°F to 122°F (-30°C to +50°C); temperature coefficient of sensor: negligible

storage . . . . . 40°F to 122°F (-40°C to +50°C)

Allowable pressure input

at ambient . . . . . 5-5000 psig

Outlet pressure . . . . . Limited to 250 psi if there is an exhaust flow meter

Up to maximum of inlet pressure possible (consult your sales representative)

Calibration:

Factory . . . . . NIST/NPL traceable multipoint table

Field . . . . . Fully automatic at user programmable intervals, using NIST certified gas standard

Calibration gas data:

Gas . . . . . Nitrogen/Water blend

Water concentration . . . . 1 ppmv to 150 ppmv

Blending accuracy . . . . ±10%

Analytical accuracy . . . . ±2%

Certification . . . . . NIST

Cylinder . . . . . 152 passivated aluminum cylinder at 1800 psi

Sample conditioning options:

Pressure regulator . . . . Maximum inlet pressure 3000 psi, outlet 1-30 psi adjustable (higher optional)

Coalescing filter . . . . . Borosilicate glass microfiber and fluorocarbon binder, efficiency rating of 99.99% against 0.1 micron particles and  
aerosols. Optional drain valve for fast loop and self-cleaning action

Particulate filter . . . . . Stainless steel mesh with 1 micron efficiency

## Cosa Xentaur Corporation

**Corporate Offices:** 84 Horseblock Road, Unit H, Yaphank, NY 11962  
Tel: 631-345-3434, E-mail: sales@cosaxentaur.com

**Texas Office:** 7125 North Loop East, Houston, TX 77028  
Tel: 713-947-9591

**German Office:** Hygrocontrol Cosa Xentaur GmbH,  
Moselstrasse 2b, D-63452 Hanau  
Tel: +1 49 (0) 6181-927930, E-mail: info@hygrocontrol.de

**Internet:** [www.cosaxentaur.com](http://www.cosaxentaur.com)

**Represented by:**